

SonicWall Switch

High-speed Network Switching for Business Connectivity

The SonicWall Switch delivers high-speed network switching while providing unparalleled performance and manageability through SonicWall firewalls or Wireless Network Manager. Its unified security posture, high port density, Power over Ethernet (PoE) options and gigabit or 10 gigabit performance capabilities makes it ideal for small and medium-sized business (SMB), and Software-Defined Branch (SD-Branch) deployments. This enables businesses – big or small, to undergo digital transformation and keep pace with the changing network and security landscape.



[View full specs »](#)

HIGHLIGHTS

- SD-Branch ready
- Firewall and WNM managed
- Zero-Touch Deployment
- Unified security posture
- Layer 2 switching
- 10 gigabit or 1 gigabit support
- 8/10/24/48-port models
- Various PoE options
- QoS support
- Segmentation and compliance
- Compact form factor
- Energy-efficient design

**Find the right SonicWall solution
for your small business and
branch deployments:**

sonicwall.com/switch

The SonicWall Secure SD-Branch solution transforms user experience at branch office locations by delivering a unified platform that enables branches to be deployed in minutes and delivers unified visibility and threat detection from a single pane of glass. SonicWall SD-Branch components consist of SonicWall next-generation firewalls with Secure SD-WAN, Capture Security Center with Zero-Touch Deployment, SonicWall Switches, SonicWave access points (AP), Capture Client and Cloud App Security. With the flexibility that SonicWall Secure SD-Branch offers, organizations can now be more agile, open and cloud-centric.

An integral part of the next-generation branch transformation, the SonicWall Switches are managed via firewalls or Wireless Network Manager (WNM) for unified, single-pane-of-glass management. By tightly integrating with SonicWall firewalls and SonicWave Access Points, the solution benefits from unified security posture and offers an end-to-end security solution that simplifies deployment, management and troubleshooting. This ensures seamless security and eliminates gap in security posture that may arise with third party switches.

In conjunction, the SonicWall Switch offers Zero-Touch Deployment capability with the ability to quickly roll out devices across branches spread out globally. Admins can quickly and securely deploy these switches at new locations without requiring any costly on-site IT personnel.


Packed with features, these switches are available in a compact form factor with an energy-efficient design. Available in seven models, ranging from eight to 48, with gigabit and 10 gigabit Ethernet ports, the switches work seamlessly with SonicWall next-generation firewalls and SonicWave APs to create a high performance secure network. The Ethernet ports provide PoE options to power on various devices such as APs, VOIP phones and IP cameras.

Prioritize certain traffic on the network such as VOIP for video conferences while working from home, with features such as QoS. Easily segment devices in the network and maintain compliance. Segregating can be accomplished by creating policies or VLANs. Features such as 802.1X authentication allows business to maintain PCI compliance.

PARTNER ENABLED SERVICES


Need help to plan, deploy or optimize your SonicWall solution? SonicWall Advanced Services Partners are trained to provide you with world class professional services. Learn more at:

www.sonicwall.com/PES




SonicWall Switch


SWS12-8



SWS12-8POE




SWS12-10FPOE




SWS14-24




SWS14-24FPOE



SWS14-48



SWS14-48FPOE



Model	Number of Gigabit Ethernet Ports	Number of SFP/SFP+ Ports	PoE Version
SWS12-8	8	2 SFP	Non-PoE
SWS12-8POE	8	2 SFP	802.3af
SWS12-10FPOE	10	2 SFP	802.3at
SWS14-24	24	4 SFP+	Non-PoE
SWS14-24FPOE	24	4 SFP+	802.3at
SWS14-48	48	4 SFP+	Non-PoE
SWS14-48FPOE	48	4 SFP+	802.3at

Specifications

Hardware	SWS12-8	SWS12-8POE	SWS12-10FPOE	SWS14-24	SWS14-24FPOE	SWS14-48	SWS14-48FPOE
1G Cu	8	8	10	24	24	48	48
1G SFP	2	2	2	-	-	-	-
10G SFP+	-	-	-	4	4	4	4
Total Interfaces	10	10	12	28	28	52	52
Memory (MB)	256	256	256	512	512	512	512
Flash (MB)	32	32	32	128	128	128	128
Packet Buf.	512K	512K	512K	1.5M	1.5M	2M	2M
Mac Table	8K	8K	8K	32K	32K	32K	32K
Switching (Gbps)	20	20	24	128	128	176	176
Fan	-	-	1	-	2	1	3
PoE Standard	-	802.3af	802.3af/at	-	802.3af/at	-	802.3af/at
PoE Power (Watts)	-	55	130	-	410	-	740
Power Supply	24W Power Adapter	65W Power Adapter	180W Fixed	25W Fixed	480W Fixed	60W Fixed	900W Fixed
Power Source	12VDC Power Adapter	54VDC Power Adapter	100-240VAC 50-60Hz	100-240VAC 50-60Hz	100-240VAC 50-60Hz	100-240VAC 50-60Hz	100-240VAC 50-60Hz
Power Consumption (Maximum)	5.7W	63.2W	152.8W	24.4W	500.4W	44W	885W
Current	2.0A	1.2A	2.5A	0.7A	7.0A	1.5A	12.0A
Heat Dissipation (BTU)	19.4	249.5	521.1	122.8	1706.4	184.2	1807.3
Min Power Cord Amperage*	10 Amp	10 Amp	10 Amp	10 Amp	10 Amp	10 Amp	12 Amp
Operating Temperature	0 - 40°C	0 - 40°C	0 - 40°C	0 - 40°C	0 - 40°C	0 - 40°C	0 - 40°C
Storage Temperature	-40 - 70°C	-40 - 70°C	-40 - 70°C	-40 - 70°C	-40 - 70°C	-40 - 70°C	-40 - 70°C
Humidity	10-95% R.H	10-95% R.H	10-95% R.H	10-95% R.H	10-95% R.H	10-95% R.H	10-95% R.H
Dimensions (W x H x D)	240 x 105 x 27mm	240 x 105 x 27mm	330 x 230 x 44mm	440 x 200 x 44mm	440 x 260 x 44mm	440 x 260 x 44mm	440 x 310 x 44mm
Weight	0.62 Kg	0.64 Kg	2.5 Kg	1.8 Kg	3.9 Kg	3.2 Kg	4.8 Kg
RJ-45 Serial Console Port	-	-	-	1	1	1	1
Form Factor	Desktop	Desktop	Desktop	1U	1U	1U	1U
MTBF @25°C in Hours	1,387,712	548,553	180,837	1,273,866	157,763	222,974	100,645
MTBF @25°C in Years	158	62	20	145	18	25	11
Switching Capacity (Duplex) in Gbps	20	20	24	128	128	176	176
VLANs	4096	4096	4096	4096	4096	4096	4096
Regulatory Model	APL51-0E1	APL52-0E2	1RK43-0E3	1RK44-0E4	1RK45-0E5	1RK46-0E6	1RK47-0E7
Regulatory Approvals	FCC Class A, ICES Class A, CE (EMC Class A, LVD, RoHS), C-Tick, VCCI Class A, UL cUL, TUV/GS, CB, Mexico UL DGN notification, WEEE, REACH, BSMI, KCC/MSIP, ANATEL						

* Please check with your local sales team or resellers to ensure you use the right power cord

Switch Series Features - Across All Models

Management and Configuration

- Manage through Capture Security Center via Network Security Manager (NSM) or Wireless Network manager (WNM)*
- Switch Auto-Discovery
- Daisy chaining via firewalls
- Software Upgrade of Switches (From Firewall) or Wireless Network Manager
- Centralized VLAN Configuration
- Static/Dynamic LAG
- STP
- LLDP/MED
- Static Routing
- IPv4 Management
- SSH
- Firewall Management, Standard CLI and Web GUI Interface
- Software upgrade/downgrade via TFTP/Firewall/GUI
- IPv6 support

* Available with additional license

Security and Visibility

- 802.1x Authentication
- Syslog Collection
- IP/MAC ACL
- ACL
- IEEE 802.1x authentication Port-based
- IEEE 802.1x Guest and Fallback VLAN

Firewall Features Enforced on Management Firewall

- IPS, AV, Application Control, Botnet

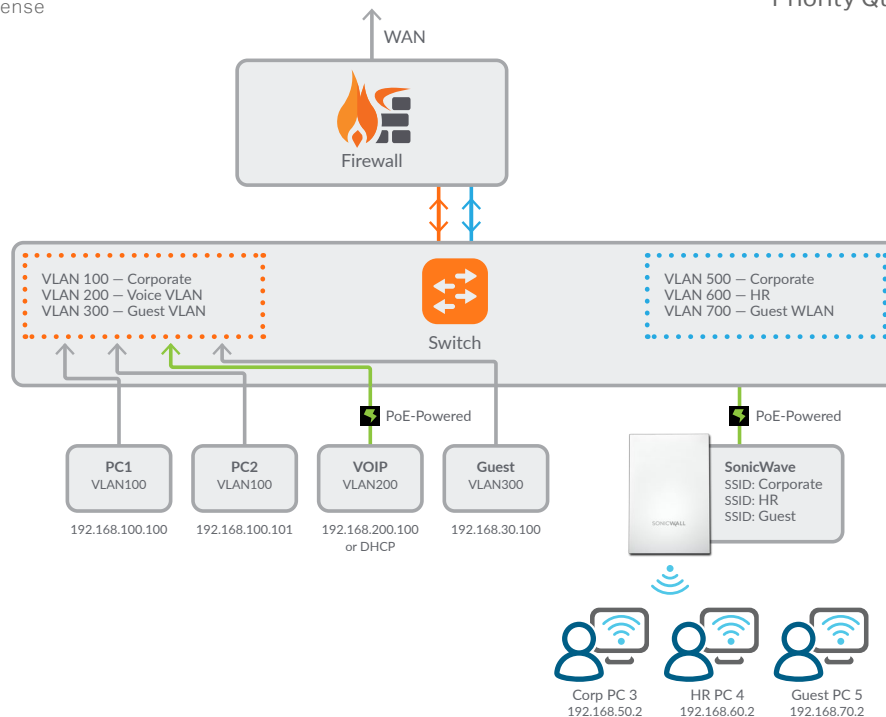
Layer 2

- Jumbo Frames
- Auto-negotiation for Port Speed and Duplex
- MDI/MDIX Auto-crossover
- MAC Bridging/STP
- Rapid Spanning Tree Protocol (RSTP)

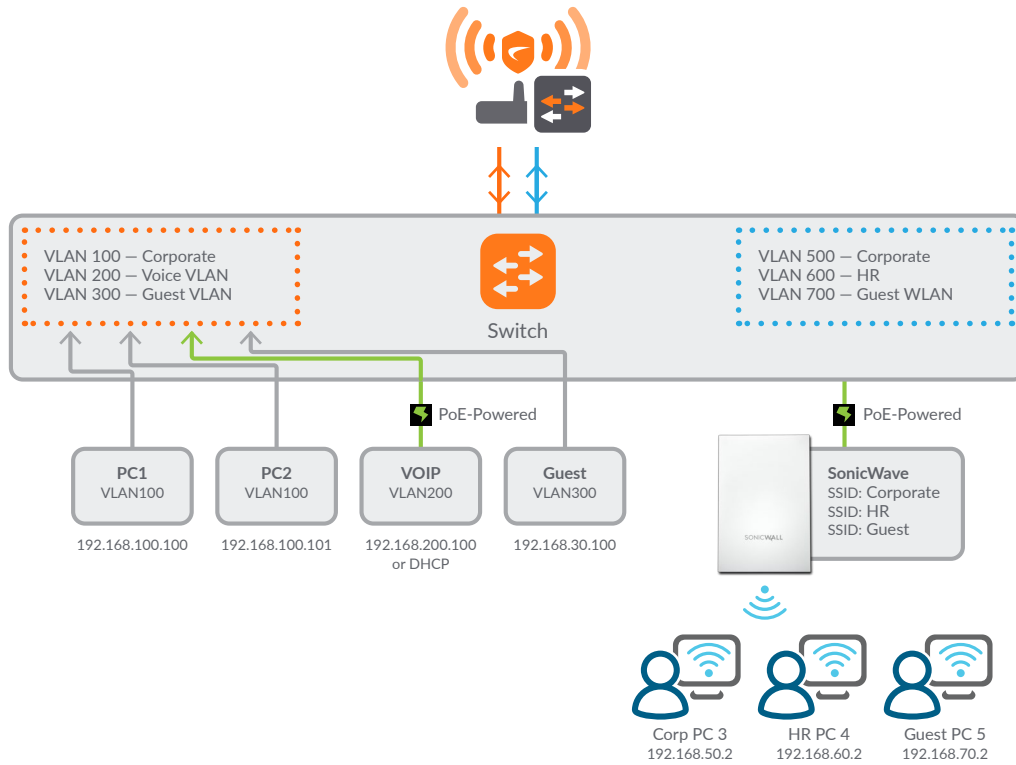
- Multiple Spanning Tree Protocol (MSTP)
- VLAN Tagging
- Guest VLAN and Voice VLAN
- Unicast/Multicast traffic balance over trunking port
- Flow Control and Back-pressure
- 10Base-T
- 100Base-TX
- 1000Base-SX/LX
- 1000Base-T
- Gigabit Ethernet support
- 10 Gigabit Ethernet (available on 24 and 48-port models only)
- CSMA/CD Access Method and Physical Layer Specifications
- Storm Control
- MAC, IP, Ethertype-based VLANs

Quality of Service

- IEEE 802.1p Based Priority Queuing
- IP TOS/DSCP Based Priority Queuing



Wireless Network Manager



To learn how you can obtain a unified security posture for your business, visit:

SonicWall Switch Series

About SonicWall

SonicWall delivers Boundless Cybersecurity for the hyper-distributed era and a work reality where everyone is remote, mobile and unsecure. By knowing the unknown, providing real-time visibility and enabling breakthrough economics, SonicWall closes the cybersecurity business gap for enterprises, governments and SMBs worldwide. For more information, visit www.sonicwall.com or follow us on [Twitter](#), [LinkedIn](#), [Facebook](#) and [Instagram](#).



SonicWall, Inc.

1033 McCarthy Boulevard | Milpitas, CA 95035

Refer to our website for additional information.

www.sonicwall.com

SONICWALL®

© 2021 SonicWall Inc. ALL RIGHTS RESERVED.

SonicWall is a trademark or registered trademark of SonicWall Inc. and/or its affiliates in the U.S.A. and/or other countries. All other trademarks and registered trademarks are property of their respective owners. The information in this document is provided in connection with SonicWall Inc. and/or its affiliates' products. No license, express or implied, by estoppel or otherwise, to any intellectual property right is granted by this document or in connection with the sale of SonicWall products. EXCEPT AS SET FORTH IN THE TERMS AND CONDITIONS AS SPECIFIED IN THE LICENSE AGREEMENT FOR THIS PRODUCT, SONICWALL AND/OR ITS AFFILIATES ASSUME NO LIABILITY WHATSOEVER AND DISCLAIMS ANY EXPRESS, IMPLIED OR STATUTORY WARRANTY RELATING TO ITS PRODUCTS INCLUDING, BUT NOT LIMITED TO, THE IMPLIED WARRANTY OF MERCHANTABILITY, FITNESS FOR A PARTICULAR PURPOSE, OR NON-INFRINGEMENT. IN NO EVENT SHALL SONICWALL AND/OR ITS AFFILIATES BE LIABLE FOR ANY DIRECT, INDIRECT, CONSEQUENTIAL, PUNITIVE, SPECIAL OR INCIDENTAL DAMAGES (INCLUDING, WITHOUT LIMITATION, DAMAGES FOR LOSS OF PROFITS, BUSINESS INTERRUPTION OR LOSS OF INFORMATION) ARISING OUT OF THE USE OR INABILITY TO USE THIS DOCUMENT, EVEN IF SONICWALL AND/OR ITS AFFILIATES HAVE BEEN ADVISED OF THE POSSIBILITY OF SUCH DAMAGES. SonicWall and/or its affiliates make no representations or warranties with respect to the accuracy or completeness of the contents of this document and reserves the right to make changes to specifications and product descriptions at any time without notice. SonicWall Inc. and/or its affiliates do not make any commitment to update the information contained in this document.